

Innovation Drives Performance, Reliability and ROI

Version	Date	Information Source	Update Details
1.0	01/02/07		compile

Infrared Type Touch Panel

# NA-IR420-L1-USB

## Technical Specification

## 1. Characteristics

NA-IR420-L1-USB is the low profile touch panel that is designed to easily fit in a LCD monitor.

Corresponding indication device	Unit	42 inches LCD monitor
Contour dimension	[mm]	1003.3(W)X597.30(D)X 15.4(H)
Detection form	[mm]	Infrared rays interception detection form
Panel opening	[mm]	931.30(W)X525.30(D)
Detection area	[mm]	925.35(W)X519.39 (D)
Glass		3.0(+0.3,-0.1)mm toughened glass
Linear Defects		scratch < 0.15mm, bubbles≤Φ0.4mm
glass surface handling		must not leave surface residue or dust after removal.
TOP shell		AL
Bottom shell		AL
Handling liner		must leave surface residue or dust after removal
Resolution Noh play		4096(W)×4096(D)
A detection pace	[mm]	2.985×2.985
Output form		Coordinate output
The number of optical elements		156 (W)×88(D)
An optical element pace	[mm]	5.97
Cable length	[mm]	300 ( +50, -0 )
Minimum stylus size	[mm]	>5mm

## 2. Specifications

### Electricity Specifications

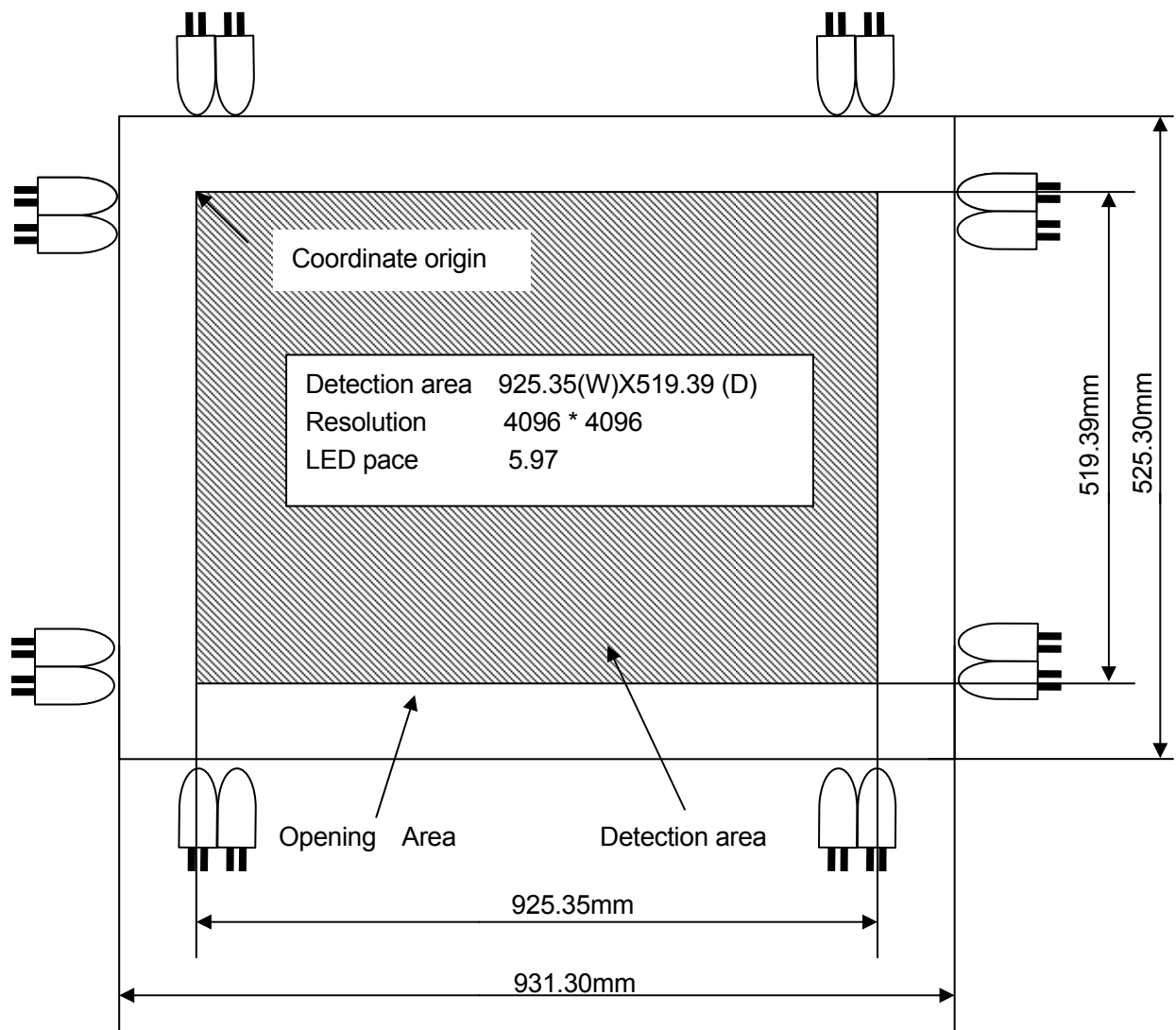
Scan periods	30~50Hz			
EIA-RS232C	Synchronous form	Step synchronous-type		
	Transfer speed	9600 BPS		
	Data composition	Start Bit	1bit	
		Data Bit	8bit	
		Parity	Non	
		Stop Bit	1bit	
Signal	TXD, RXD, GND, +5V			
I/F connector	9pin connector for cable			
USB1.1	Connector type	A type		
	Transfer speed	12Mbps		
	Signal	+5V,D-,D+,GND		
	Connector	USB A PORT connector for cable		
Temperature Range	operating	-40~70℃ (Temperature slope25℃/Hr less than)		
	Storage	-40~85℃ (Temperature slope25℃/Hr less than)		
Humidity	operating	0%-85%, noncondensing		
	Storage	0%-95% , noncondensing		
ESD	contact discharge voltage is 4KV,air discharge voltage is 8KV			
Power supply	<2W			
How to supply it	From COM PORT of PC			

Use connector	Flat type connector of DB9
---------------	----------------------------

**Software Specifications**

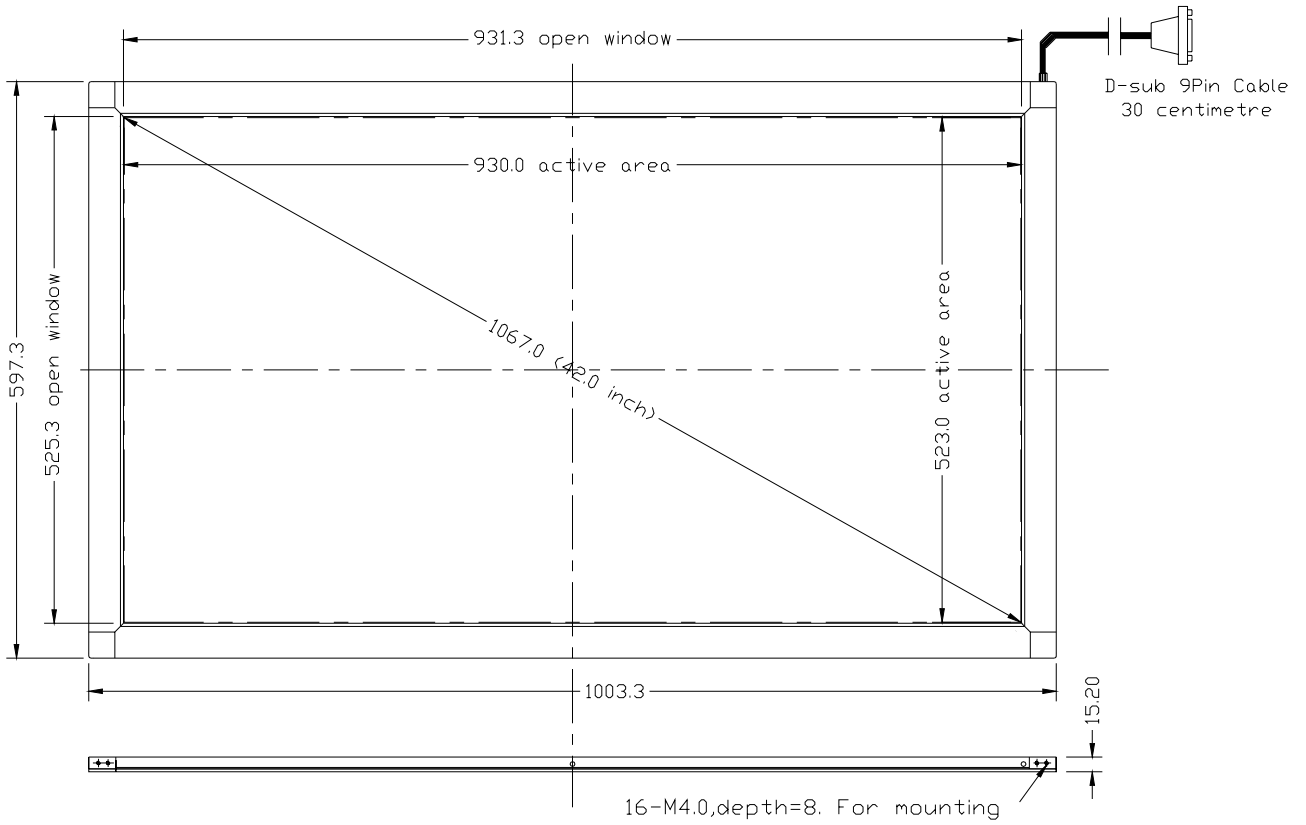
Item	Contents
Scanning Form	Auto Start, Always Scanning
Movement Mode	Input Point, Finishing Point, Following, Continuous Detection
Resolution Noh play	4096 ( X ) * 4096 ( Y )
Output form	Coordinate output

**3. Panel opening Area and Detection coordinate**



**FIGURE 1**

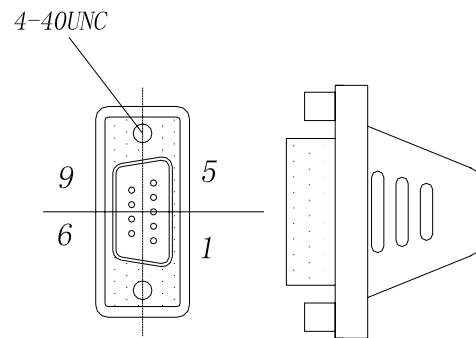
**4. Dimensional Drawing**



**FIGURE 2**

## 5. Connector

Data Cable and Flat type connector of DB9, as illustrated below :



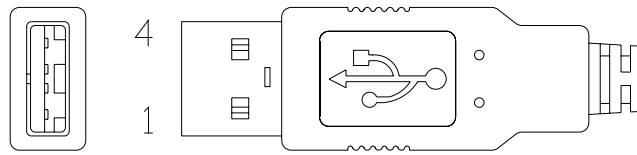
Cable length: 30cm

Cable information: 5C\*28AWG+1(7\*0.12)+AL Φ3.6 (UL),

**FIGURE 3**

Number	Signal name	Direction	Number	Signal name	Direction
1	VCC		2	TXD	PC to Panel
3	RXD	Panel to PC	4	NC	
5	GND		6		
7			8		
9					

USB connector, as illustrated below :



**FIGURE 4**

Cable length: 30cm

Cable information: UL2725 7/0.12T\*1P+7/0.20T\*2C+AL+7/0.12T+16/5/0.1T

Number	Signal name
1	+5V
2	D-
3	D+
4	GND

## 6. ROHS COMPLIANCE

NA-IR420-L1-USB is RoHS compliant.